



The Gift Activity Book

Fun activities about kindness and sharing

Based on the story
"The Gift"
by Karma Tsering



All rights reserved.

No part of this book may be reproduced, stored in a retrieval system, or transmitted in any form or by any means, electronic, mechanical, photocopying, recording, or otherwise, without the prior written permission of the author.

Copyright © 2026 by Karma Tsering
karmactsering@gmail.com
bhutancorner.com/books



Activities

Activity 1 : Colour Time

Activity 2 : Paper craft

Activity 3 : Drawing Fun

Activity 4 : Word Fun

Activity 5 : Lhamo's Feeling

Activity 6 : Picture Fun

Activity 7 : Let's solve it

Activity 8 : 100 Kindness Challenge

Activity 1 : Colour Time

1. Lhamo is a young girl who lives in Bhutan. She spreads happiness through the simple act of giving. She loves bright and beautiful colours. Colour in this page using your favourite colours.



**Lhamo is a main character from the children's book "The Gift" by Karma Tsering*

2. Lhamo is enjoying her watermelon.
Colour Lhamo using your favourite colours.



**Lhamo is a main character from the children's book "The Gift" by Karma Tsering*

Activity 2 : Paper craft

Let us make a watermelon bookmark together.



These are the things you will need :

1. Square Paper
2. Colours (Red, green and black)

1 Fold the square paper into half along the dotted lines.



2 Fold the front top corner downward along the dotted lines.



3 Fold the right corner upward along the dotted lines and tug it inside. Repeat the step for left side.



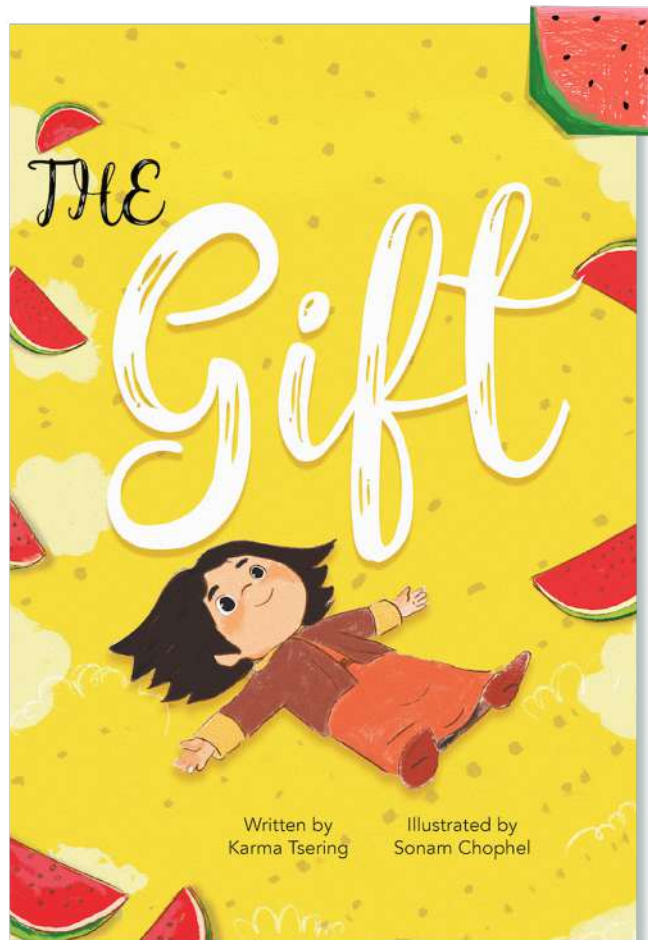
4 Fold the top corner downward along the dotted lines and flip the paper backward..



Paper craft



5 Colour everything red and colour the bottom side green.
Then draw black dots for seed.



Tug it in the corner of your book pages and use it as bookmark.

Activity 3 : Drawing Fun

1. A gift is something nice you give from your heart to show love.
Draw a special gift you would like to give to someone you care about.

To

.....

Message


.....
.....



2. Sharing means enjoying something together.

It is a kind way to show you care.

Draw someone you would like to share your watermelon with.



Name

.....

Activity 4: Word Fun

1. Being kind means using gentle and kind words and being nice to others.
Circle the kind words.

Share

Help

Bully

Care

Fight

Thank you

Respect

Volunteer

Support

Cheat

Listen

Hurt

Donate

Lie

Forgive

Kick

Greet

Love



2. Let's go on a word hunt! Find the hidden words in the puzzle.

Across

1. Respect
2. Watermelon
3. Kind
4. Gift
5. Friend

Down

6. Happy
7. Smile
8. Share
9. Help
10. Dog



Z	S	X	W	L	R	E	S	P	E	C	T
Y	M	V	S	J	A	H	F	V	H	K	V
H	I	A	H	Q	F	K	X	Z	E	D	R
A	L	W	A	T	E	R	M	E	L	O	N
P	E	B	R	V	G	P	W	Z	P	G	Y
P	X	C	E	U	K	I	N	D	B	Z	W
Y	Z	G	I	F	T	Z	K	X	E	X	H
X	K	D	F	R	I	E	N	D	J	V	A



3. Let's go on a word hunt! Find the hidden words in the puzzle.

Across

1. Lhamo
2. Neighbor
3. Traveller
4. Hermit
5. Pilgrim

Down

6. Father
7. Cypress
8. Trail
9. Stream
10. Bhutan



Q	T	R	S	X	Z	A	L	P	O	K	W
T	Y	N	T	P	I	L	G	R	I	M	C
R	F	L	R	W	Q	T	X	M	A	B	Y
A	A	N	E	I	G	H	B	O	R	H	P
I	T	X	A	L	H	A	M	O	Q	U	R
L	H	Z	M	H	E	R	M	I	T	T	E
J	E	U	B	L	K	D	R	X	V	A	S
T	R	A	V	E	L	L	E	R	W	N	S



4. Kind words make hearts feel happy and make the world a nicer place.
Write a kind message for someone you love.

To



Message



From

Activity 5: My Feelings

3. Help me match an action to how I feel.
Draw a line to connect each action with an emotion.
Remember, all feelings are okay.

Action

1. Sharing watermelon
2. Someone takes my things
3. No one plays with me
4. Someone laughs at me
5. Not being chosen
6. Helping a friend
7. Someone gets more than me
8. Playing with friends
9. Trying something new
10. Meeting new people
11. Someone says "well done"

Emotion



Hurt



Left out



Shy



Nervous



Sad



Happy



Proud



Kind



Excited



Jealous



Angry

Activity 6 : Picture fun

1. Circle eight difference between the two pictures A and B below.



**This illustration is from the children's book "The Gift" by Karma Tsering*

2. Circle eight difference between the two pictures A and B below.



**This illustration is from the children's book "The Gift" by Karma Tsering*

Activity 7 : Lets solve it


1. Helping means making things easier for others.

It shows you care and can make people happy.

Help Lhamo carry the watermelon so that she can share it.



Start Here




End Here



**Lhamo is a main character from the children's book "The Gift" by Karma Tsering*

2. Follow Lhamo's adventure.
Connect the pictures in sequence so you can see her journey.



*Lhamo is a main character from the children's book "The Gift" by Karma Tsering.
All these artworks are from the book "The Gift". Recommended to read "The Gift" for this activity.

3. Helping means making things easier for others. It shows you care and can make people happy. Help Lhamo find all the hidden watermelons.

Circle all ten
WATERMELONS



**Lhamo is a main character from the children's book "The Gift" by Karma Tsering*

Activity 8 : 100 Kindness Challenge


Track your kindness. Colour the star every time you are kind to someone.






1	2	3	4	5	6	7	8	9	10	11	12
13	14	15	16	17	18	19	20	21	22	23	24
25	26	27	28	29	30	31	32	33	34	35	36
37	38	39	40	41	42	43	44	45	46	47	48
49	50	51	52	53	54	55	56	57	58	59	60
61	62	63	64	65	66	67	68	69	70	71	72
73	74	75	76	77	78	79	80	81	82	83	84
85	86	87	88	89	90	91	92	93	94	95	96
97	98	99	100	Name _____							

Books by the Author

Lhamo Series:



Other Books by the Author:



Scan to read the full story
and enjoy the activities



bhutancorner.com/classroom-reading/

“SHARING
makes us HAPPY”

- Lhamo



**This illustration is from the children's book "The Gift" by Karma Tsering*