



# The Right Thing

## Activity Book

Fun activities about  
doing the right thing



Based on the story  
“The Right Thing”  
by Karma Tsering





All rights reserved.

No part of this book may be reproduced, stored in a retrieval system, or transmitted in any form or by any means, electronic, mechanical, photocopying, recording, or otherwise, without the prior written permission of the author.

BICMA Registration number : 100001431  
ISBN : 978-99980-829-4-6

Copyright © 2026 by Karma Tsering

karmactsering@gmail.com  
bhutancorner.com/books





## Activities

Activity 1 : Colour Time

Activity 2 : Paper Craft

Activity 3 : Drawing Fun

Activity 4 : My Feelings

Activity 5 : Word Fun

Activity 6 : Picture Fun

Activity 7 : Let's solve it

Activity 8 : Track your honesty

## Activity 1 : Colour Time

1. Lhamo is a young girl who lives in Bhutan. She spreads happiness through the simple act of giving. She wants to gift her Ama this beautiful yathra jacket. Help Lhamo colour the jacket using your favourite colours.



*\*Lhamo is the main character in the Lhamo children's book series by Karma Tsering.*

2. Lhamo loves bright and beautiful colours.  
Colour Lhamo using your favourite colours.



*\*Lhamo is the main character in the Lhamo children's book series by Karma Tsering.*


# Activity 2 : Paper Craft

Let us make a paper wallet together.

These are the things you will need :


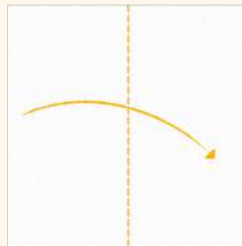
1. Plain Paper,
2. Colours to decorate

1




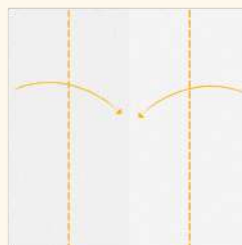
Decorate and colour one side of the paper with your favourite drawing and colours.

2



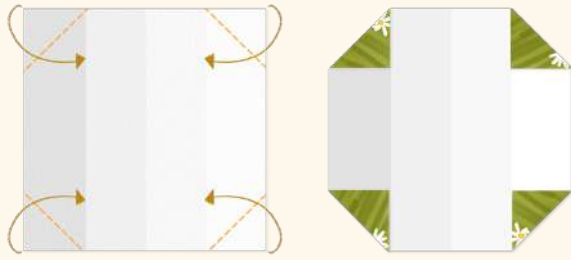
Fold the paper in half along the dotted line, then open it back to its original shape.

3




Fold the paper further along the dotted lines, then open it back up.

4



Then fold the corners of the paper toward the crease along the dotted lines.

5



Now fold the paper along the dotted lines toward the center crease and flip the paper.

6



Now fold the top of the paper along the dotted line, then fold the bottom along the dotted line as well and tuck it inside the top fold pocket. Finally fold the paper inside along the dotted line.

Outside



Inside



Your personal paper wallet is complete. You can color and decorate it further.

# Activity 3 : Drawing Fun

Think of a time when you did the right thing.  
Draw it and describe how it made you feel.



.....

.....

.....











## Activity 4 : My Feelings

Help me match an action to how I feel. Draw a line to connect each action with an emotion. Remember all feelings are okay.

### Action

1. I told the truth even when I was afraid
2. I cleaned up my mess without being told
3. I found money on the floor and returned it
4. I said "please" and "thank you"
5. I shared my snack with a friend who forgot theirs
6. I forgot to bring my homework to school
7. I asked questions because I wanted to learn more
8. I waited for my turn
9. I invited someone to play with me
10. I fell down in front of the class

### Feeling

-   
Friendly
-   
Embarrassed
-   
Responsible
-   
Honest
-   
Patient
-   
Worried
-   
Kind
-   
Brave
-   
Polite
-   
Curious

# Activity 5 : Word Fun

1. Solve the clue word first. Each number stands for a letter.  
The same number always matches the same letter throughout the puzzle.  
Use the clues to crack the mystery sentence!

## Clue words

They keep us safe

16   15   12   9   3   5

To carry

2   1   7

To give

19   8   1   18   5

Being nice

11   9   14   4

Red light

19   20   15   16

Shows it belongs to me

13   25

## Mystery Sentence

             
 4   15   9   14   7   20   8   5   18   9   7   8   20

            
 20   8   9   14   7   13   1   11   5   19   13   5

8   1   16   16   25

Difficulty level : ★★☆☆

**2. Doing the right thing is always the best thing.  
Read each situation carefully and circle the best answer.**

a) You find a wallet on the road. What should you do?

Keep the money

Hide it

Give it to the police

Ignore it

---

b) You see a friend being bullied at school. What should you do?

Laugh along

Walk away

Ignore it

Tell a teacher or adult

---

c) You see trash on the playground. What should you do?

Pick it up and throw in dustbin

Ignore it

Throw more trash

Kick it around

---

d) You accidentally break something at home. What should you do?

Hide it

Blame someone

Ignore it

Tell the truth

---

e) A stranger online asks for your photo. What should you do?

Do not send photo and tell an adult

Send the photo

Call the stranger

Continue chatting

3. Let's go on a word hunt! Find the hidden words in the puzzle.

**Across**

1. Applause
2. Errand
3. Carefully
4. Belong
5. Worried

**Down**

6. Stop
7. Ripe
8. Owner
9. Bright
10. Meadow



M	R	T	M	Q	Z	B	H	F	X	N	P
E	C	S	Y	E	R	R	A	N	D	A	B
A	O	T	B	T	N	Q	K	M	F	Z	R
D	W	O	R	R	I	E	D	C	Y	L	I
O	N	P	R	I	B	E	L	O	N	G	G
W	E	V	A	P	P	L	A	U	S	E	H
N	R	H	X	E	T	K	M	F	R	Z	T
G	C	A	R	E	F	U	L	L	Y	L	Y

Difficulty level : ★★☆☆☆

4. Let's go on a word hunt! Find the hidden words in the puzzle.

**Across**

1. Pocket
2. Wallet
3. School
4. Wool
5. Shopkeeper

**Down**

6. Police
7. Money
8. Coat
9. Sweets
10. Bus



M	Q	T	B	P	H	R	X	L	P	F	K
O	D	S	H	O	P	K	E	E	P	E	R
N	W	O	O	L	T	M	Q	B	S	Q	L
E	U	C	W	I	Y	D	C	J	W	E	S
Y	L	F	S	C	H	O	O	L	E	B	P
W	A	L	L	E	T	G	A	C	E	U	Y
H	T	P	O	C	K	E	T	L	T	S	B
Y	N	D	A	E	S	V	G	U	S	W	J

Difficulty level : ★★☆☆☆

# Activity 6 : Picture Fun

1. Circle eight difference between the two pictures A and B below.



\*This illustration is from the children's book "The Right Thing" by Karma Tsering

Difficulty level : ★★☆☆☆

2. Circle eight difference between the two pictures A and B below.



\*This illustration is from the children's book "The Right Thing" by Karma Tsering


Difficulty level : ★★★★★☆

## Activity 7 : Lets Solve It

1. Helping means making things easier for others.  
It shows you care and it can make people happy.  
Help Lhamo hand over the wallet to the policeman.



Start Here




End Here



*\*Lhamo is the main character in the Lhamo children's book series by Karma Tsering.*

Difficulty level : ★★☆☆☆

2. Who is the only person who can reach the coat ?



Answer

.....

Difficulty level : ★☆☆☆☆


3. Follow Lhamo's adventure.  
Connect the pictures in sequence so you can see her journey.



\*Lhamo is the main character in the Lhamo children's book series by Karma Tsering.  
All these artworks are from the book "The Right Thing".  
Recommended to read "The Right Thing" for this activity.

4. Let's explore the map and find the following people and items.  
Circle each one when you spot it.

Lhamo, Ama, Apa, Aum Pem, Headmaster, Policeman, Lollipop, Yellow flower, Coat, Basket of eggs, An egg, An apple, Watermelon, Wallet, Blue Poppy



Difficulty level : ★★☆☆☆

# Activity 8 : Track Your Honesty


Colour the star every time you do the right thing..





1	2	3	4	5	6	7	8	9	10	11	12
13	14	15	16	17	18	19	20	21	22	23	24
25	26	27	28	29	30	31	32	33	34	35	36
37	38	39	40	41	42	43	44	45	46	47	48
49	50	51	52	53	54	55	56	57	58	59	60
61	62	63	64	65	66	67	68	69	70	71	72
73	74	75	76	77	78	79	80	81	82	83	84
85	86	87	88	89	90	91	92	93	94	95	96
97	98	99	100	Name .....							

## Books by the Author

### Lhamo Series:



### Other Books by the Author:



Scan to read the full story  
and enjoy the activities



[bhutancorner.com/classroom-reading/](http://bhutancorner.com/classroom-reading/)

# Doing the Right Thing makes us HAPPY

- Lhamo



*\*This illustration is from the children's book "The Right Thing" by Karma Tsering*

*Have fun and try your best to solve each activity on your own.  
If you need a little help, you can find the answer here: [www.bhutanecorner.com/classroom-reading](http://www.bhutanecorner.com/classroom-reading)*